



# 2010-2011 GMT Reports for District (or Undistricted) **District U 1 QUEBEC**

GMT: **TERRY GRAHAM**

Location: **QUEBEC**

GMT CA: **2**

## CLUBS

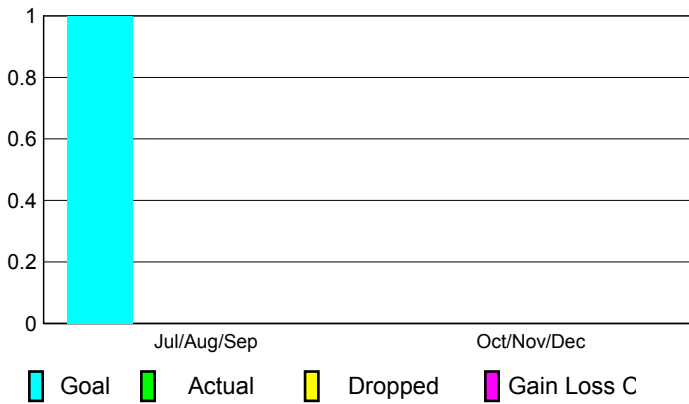
**Club Results  
2010-2011**

**Clubs  
2009-2010**

Month	New Club Goal	Actual New Clubs	Actual Dropped Clubs	Gain/Loss of Clubs	Gain/Loss of Clubs
Jul/Aug/Sep	1	0	0	0	0
Oct/Nov/Dec	0	0	0	0	0
<b>Totals</b>	<b>1</b>	<b>0</b>	<b>0</b>	<b>0</b>	<b>0</b>

### Club Results 2010-2011

Goal, New, Dropped, Gain/Loss




### Comparison of Club Gain/Loss

Current Year Compared to the Previous Year



### YTD Status Quo Clubs 2010-2011

Status Quo Clubs Compared to Status Quo Members



## MEMBERSHIP

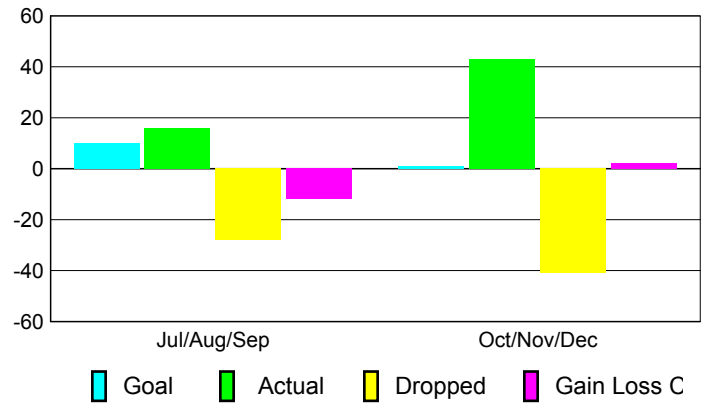
**Membership Results  
2010-2011**

**Membership  
2009-2010**

Month	Net Memb Goal	Actual New Memb	Actual Dropped Memb	Gain/Loss of Memb	Gain/Loss of Memb
Jul/Aug/Sep	10	16	-28	-12	-6
Oct/Nov/Dec	1	43	-41	2	22
<b>Totals</b>	<b>11</b>	<b>59</b>	<b>-69</b>	<b>-10</b>	<b>16</b>

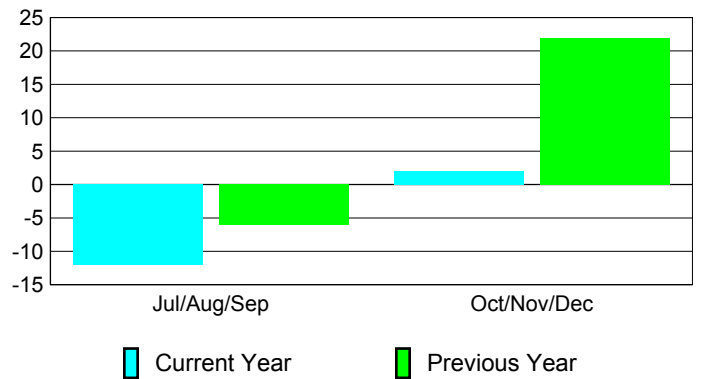
### Membership Results 2010-2011

Goal, New, Dropped, Gain/Loss

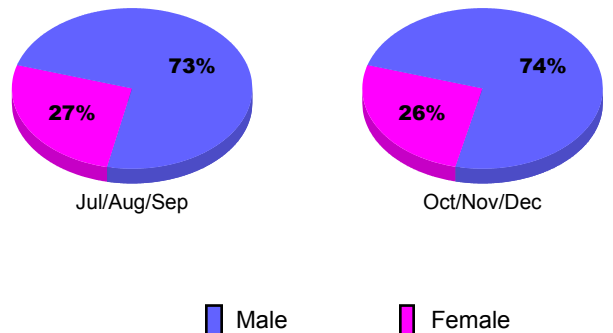


### Comparison of Membership Gain/Loss

Current Year Compared to the Previous Year



### Gender Comparison 2010-2011





# 2010-2011 GMT Reports for District (or Undistricted) **District U 1 ONTARIO**

GMT: **TERRY GRAHAM**

Location: **ONTARIO**

GMT CA: **2**

## CLUBS

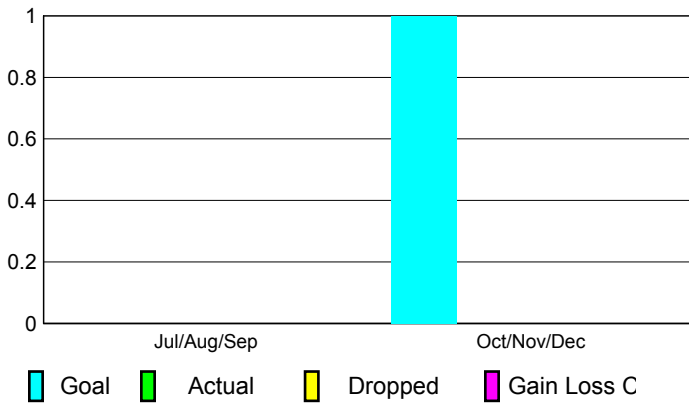
Club Results  
2010-2011

Clubs  
2009-2010

Month	New Club Goal	Actual New Clubs	Actual Dropped Clubs	Gain/Loss of Clubs	Gain/Loss of Clubs
Jul/Aug/Sep	0	0	0	0	0
Oct/Nov/Dec	1	0	0	0	0
<b>Totals</b>	<b>1</b>	<b>0</b>	<b>0</b>	<b>0</b>	<b>0</b>


### Club Results 2010-2011

Goal, New, Dropped, Gain/Loss




### Comparison of Club Gain/Loss

Current Year Compared to the Previous Year



### YTD Status Quo Clubs 2010-2011

Status Quo Clubs Compared to Status Quo Members



## MEMBERSHIP

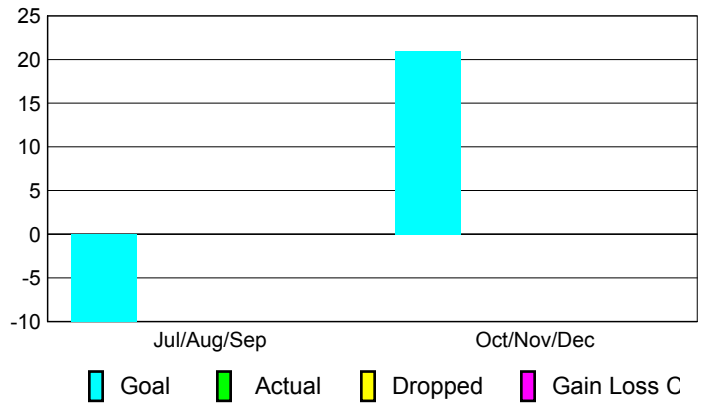
Membership Results  
2010-2011

Membership  
2009-2010

Month	Net Memb Goal	Actual New Memb	Actual Dropped Memb	Gain/Loss of Memb	Gain/Loss of Memb
Jul/Aug/Sep	-10	0	0	0	-1
Oct/Nov/Dec	21	0	0	0	0
<b>Totals</b>	<b>11</b>	<b>0</b>	<b>0</b>	<b>0</b>	<b>-1</b>

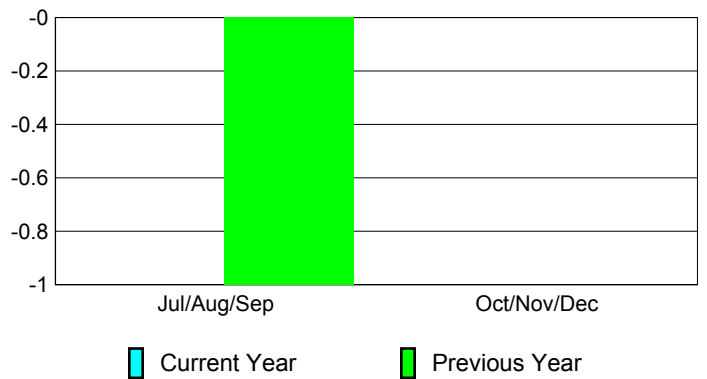
### Membership Results 2010-2011

Goal, New, Dropped, Gain/Loss



### Comparison of Membership Gain/Loss

Current Year Compared to the Previous Year



### Gender Comparison 2010-2011

